

**Fairfield Police Department**  
*Town of Fairfield, Connecticut*

# **Monthly Report**

## **September 2024**



**Chief Robert Kalamaras**  
*Fairfield Police Department*

# Call for Service Statistics - Year to Date

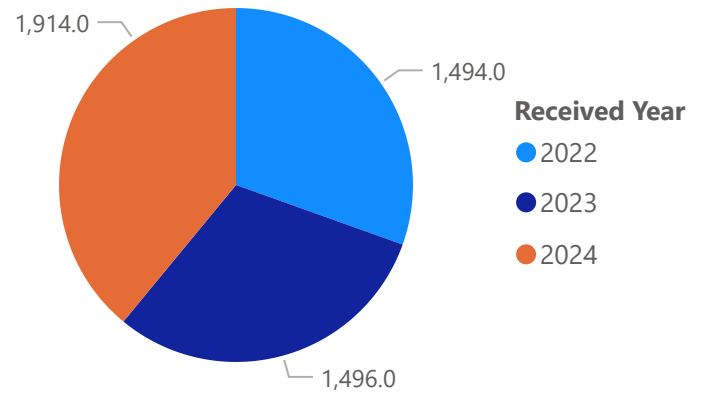
Actual Call Type	01 -...	02 ...	03 -...	04 ...	05 -...	06 - ...	07 -...	08 -...	09 ...	10 - October
911 HANG UP	11	14	7	12	11	10	6	8	15	
ALARM	3	3	7	2	3	3	5	7	1	
ALARM EXCUSED	1		2		6	2	2	2	3	
ALARM FALSE	169	171	181	170	151	176	209	188	158	
ANIMAL COMPLAINT	68	48	67	78	108	99	110	114	78	
ASSAULT	6	1	2	7	6	4	3	1	4	
ASSISTANCE	190	201	244	220	313	270	273	244	233	
BANK ESCORT	19	11	15	16	14	14	21	14	12	
BREACH OF PEACE	38	50	45	35	52	49	50	58	58	
BURGLARY - RESIDENCE	3		1	1		4			1	
BURGLARY - COMMERCIAL		1	3	2	5	1	3	1	2	
BURGLARY - GARAGE	1				1	1	1	1	1	
BURGLARY ATTEMPT	1				1		1		1	
BUSINESS/LOCATION CHECK	1,539	1,341	1,273	1,007	1,315	988	825	988	1,301	21
DEAD ON ARRIVAL	3	1	2	4	1	1	2		4	
DOOR UNLOCKED	3	2		3	1	1	6	4	4	
EDP	14	13	15	15	15	14	14	14	21	
EMERGENCY MEDICAL CALL	241	191	190	210	340	354	336	379	397	4
EMERGENCY MEDICAL CALL (CODE 2)	120	113	112	115	6		1			
FIREWORKS COMPLAINT		1	1		8	6	29	6	4	
FUNERAL ESCORT	17	20	15	21	14	12	11	16	15	
HARASSMENT	12	21	22	27	17	21	18	21	11	
INTOXICATED SUBJECT	2	7	4	7	9	9	6	5	8	
INVESTIGATION	129	119	144	142	165	144	173	157	186	
INVESTIGATION-WARRANT ARREST	15	13	20	12	15	2	23	5	14	
LARCENY/THEFT	20	30	35	42	54	49	39	28	24	
LARCENY-IDENTITY THEFT	12	14	13	13	15	10	14	14	15	
MEDICAL ALARM	1	3	4	2						
MISSING PERSON	1	3	2	3	7	6	3	2	7	
NARCOTICS VIOLATION			4	1	1					
NOISE COMPLAINT	16	27	33	37	55	57	34	35	69	
PARKING VIOLATION	31	57	50	52	76	62	67	37	65	
RECKLESS DRIVER	24	33	34	42	49	52	43	43	41	
RECOVERED PROPERTY	9	12	11	21	23	24	20	23	16	
ROAD HAZARD	29	15	31	28	29	41	44	48	29	
ROBBERY	2		2			1				
SEX VIOLATION	2		3	2	3	1			3	
SHOPLIFTER	36	16	28	38	37	35	36	25	36	
STOLEN VEHICLE	8	8	14	6	5	16	9	9	8	
STOLEN VEHICLE ATTEMPT		1	1							
SUICIDE			1	1		1				
SUICIDE ATTEMPT	2		4	1	2	2			2	
SUICIDE THREAT	1	2	2	5	6	1	6	5	2	
SUSPICIOUS PERSON	28	30	35	36	42	27	47	31	39	
SUSPICIOUS VEHICLE	26	21	26	18	16	17	27	17	21	
THEFT FROM MOTOR VEHICLE	23	15	30	25	24	24	35	21	22	
TRAFFIC CONTROL MALFUNCTION	12	12	14	8	10	12	13	10	10	
TRESPASSER	14	4	12	15	11	11	12	10	10	
VANDALISM MISCELLANEOUS	7	10	7	14	14	17	17	8	5	
VANDALISM TO STRUCTURE		1					1			
VANDALISM TO VEHICLE	1	1	1	1	1	2		1		

\*Not all Call Types are Included\*

The data depicted on this page and within this report may not be inclusive of all incidents or events and is presented for convenience to the viewer.

# Call for Service Statistics - September

Actual Call Type	2022	2023	2024
911 HANG UP	10	8	15
ALARM		2	1
ALARM EXCUSED		2	3
ALARM FALSE	136	149	158
ANIMAL COMPLAINT	86	82	78
ASSAULT	4	1	4
ASSISTANCE	237	213	233
BANK ESCORT	16	16	12
BREACH OF PEACE	45	55	58
BUSINESS/LOCATION CHECK	1,408	1,196	1,301
COMMUNITY EVENT	38	43	44
DEAD ON ARRIVAL	3	2	4
EDP	7	18	21
EMERGENCY MEDICAL CALL	356	252	397
EMERGENCY MEDICAL CALL (CODE 2)	109	141	
FIREWORKS COMPLAINT	5	7	4
FUNERAL ESCORT	9	10	15
HARASSMENT	11	26	11
INTOXICATED SUBJECT	6	5	8
M.V. ACCIDENT	186	194	172
MISSING PERSON	3	2	7
NARCOTICS VIOLATION	3	1	
NOISE COMPLAINT	53	50	69
PARKING VIOLATION	98	76	65
RECKLESS DRIVER	29	31	41
RECOVERED PROPERTY	14	14	16
ROAD HAZARD	43	45	29
ROBBERY	1		
SEX VIOLATION	1		3
SUICIDE ATTEMPT	3	3	2
SUICIDE THREAT	8	5	2
SUSPICIOUS PERSON	30	37	39
SUSPICIOUS VEHICLE	13	20	21
TRAFFIC CONTROL MALFUNCTION	7	10	10
TRESPASSER	17	7	10
VANDALISM MISCELLANEOUS	3	12	5
VANDALISM TO STRUCTURE	2		
VANDALISM TO VEHICLE	2	1	
VEHICLE ACCIDENT WITH INJURIES	22	31	23



## Investigations, Burglaries, Larcenies & Vehicle Thefts

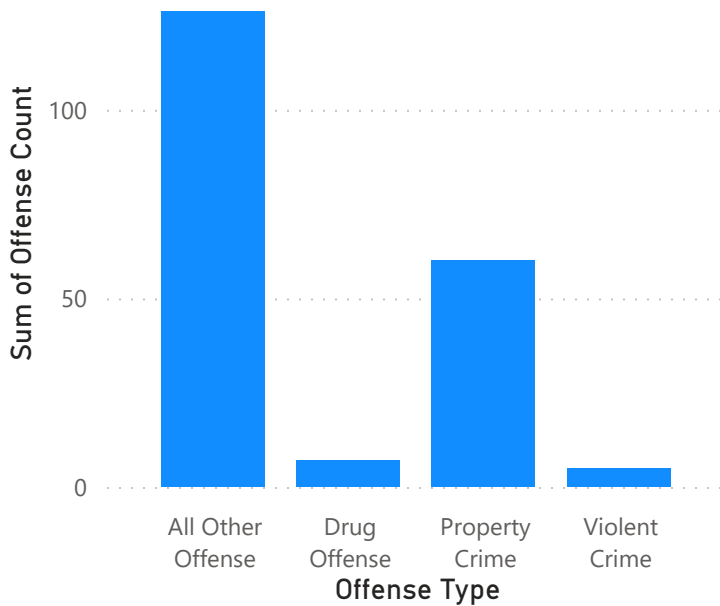
Actual Call Type	2022	2023	2024
BURGLARY - RESIDENCE	1	2	1
BURGLARY - COMMERCIAL	1	2	2
BURGLARY - GARAGE		1	1
INVESTIGATION	231	164	184
INVESTIGATION-ARREST	5	1	
INVESTIGATION-BAD CHECK		1	
INVESTIGATION-CREDIT CARD FRAUD	1	1	
INVESTIGATION-FINANCIAL CRIME	2	2	1
INVESTIGATION-FORGERY		1	
INVESTIGATION-WARRANT ARREST	16	16	14
LARCENY/THEFT	20	39	24
LARCENY-EMPLOYEE THEFT	1		
LARCENY-IDENTITY THEFT		14	15
SHOPLIFTER	18	38	36
STOLEN VEHICLE	4	11	8
THEFT FROM MOTOR VEHICLE	17	21	22

# Offense Statistics - September

Offense Type	2022	2023	2024
All Other Offense	32	48	47
Drug Offense	4	3	1
Property Crime	9	31	20
Violent Crime	2	1	2
<b>Total</b>	<b>47</b>	<b>81</b>	<b>68</b>

Offense Description	2022	2023	2024
Aggravated Assault	2	1	
All other Larceny	1	2	1
All Other Offenses	19	23	19
Burglary/Breaking and Entering		3	
Counterfeiting/Forgery		1	2
Destruction/Damage/Vandalism of Property	1	3	1
Disorderly Conduct	1	2	
Driving under the Influence	2	8	4
Drug Equipment Violations	1		1
Drug Narcotic Violations	3	3	
Embezzlement	1		
False Pretenses/Swindle/Confidence Game			1
Family Offenses, Nonviolent			1
Impersonation			1
Intimidation	4	7	11
Robbery			2
Shoplifting	6	21	12
Simple Assault	4	6	11
Theft From Vehicle		1	1
Theft of MV Parts or Accessories			1
Trespass of Real Property	1	2	
Weapon Law Violations	1		1

Sum of Offense Count by Offense Type



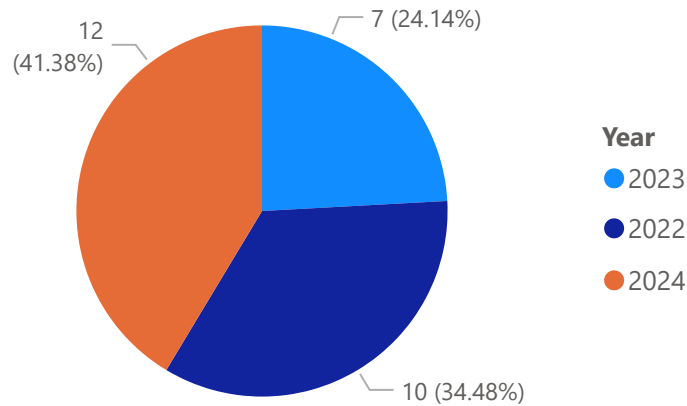
The Fairfield Police Department participate in National Incident-Based Reporting System (NIBRS) which was implemented to improve the overall quality of crime data collected by law enforcement. NIBRS captures details on each single crime incident—as well as on separate offenses within the same incident—including information on victims, known offenders, relationships between victims and offenders, arrestees, and property involved in crimes.

Definitions for NIBRS Offenses can be found at:

[https://ucr.fbi.gov/nibrs/2019/resource-pages/nibrs\\_offense\\_definitions-2019.pdf](https://ucr.fbi.gov/nibrs/2019/resource-pages/nibrs_offense_definitions-2019.pdf)

# Family Violence Offense Statistics - September

Family Violence	2022	2023	2024	<b>Total</b>
Yes	10	7	12	<b>29</b>
<b>Total</b>	<b>10</b>	<b>7</b>	<b>12</b>	<b>29</b>



If you or someone you know is a victim of domestic violence, there are CONFIDENTIAL, SAFE, and FREE services available throughout Connecticut 24 hours per day, 7 days per week.

If you need help or just someone to talk to, please visit us at [CTSafeConnect.org](https://www.CTSafeConnect.org) or call or text **(888) 774-2900**. Advocates are available 24/7. All languages are supported!

**To learn more, visit [www.ctcadv.org](http://www.ctcadv.org) or [www.CTSafeConnect.org](http://www.CTSafeConnect.org)**

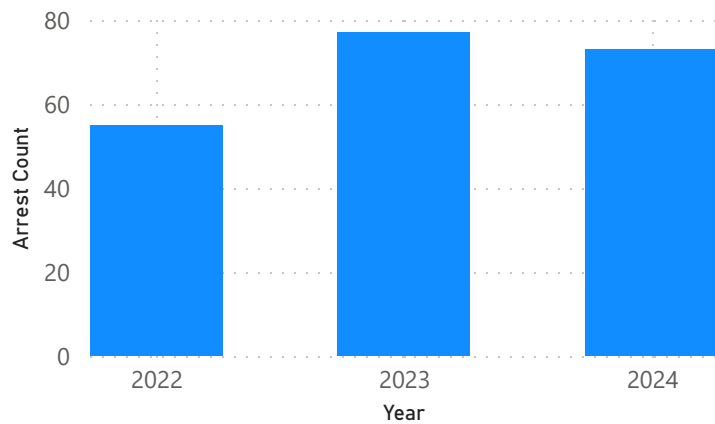
# Arrest Statistics - September

Charge Type	2022	2023	2024
Felony	12	17	20
Infraction	5	10	9
Misdemeanor	47	66	66
Violation	3	3	5
<b>Total</b>	<b>55</b>	<b>77</b>	<b>73</b>

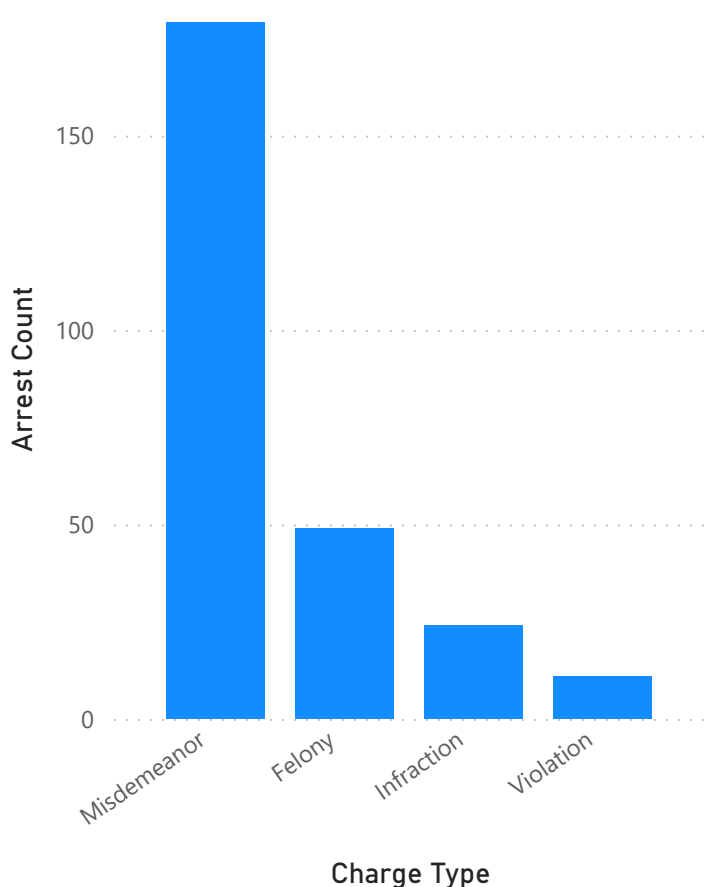
## Top 40 Arrest Charges

Description	2022	2023	2024
ASSAULT 3RD DEG	0	1	5
ASSLT PB SFTY/EMT/TRANST/HLTH	1	0	1
BREACH OF PEACE 2ND DEG	3	3	9
BURGLARY 3RD DEG	0	1	3
CARRYING A DANGEROUS WEAPON	1	0	1
CRIM VIO OF RESTRAINING ORDER	1	1	0
CRIMINAL IMPERSONATION	0	1	1
CRIMINAL MISCHIEF 2ND DEG	1	2	2
CRIMINAL MISCHIEF 3RD DEG	0	2	1
CRIMINAL TRESPASS 1ST DEG	1	1	4
CRIMINAL TRESPASS 2ND DEG	0	2	0
DISORDERLY CONDUCT	6	10	8
EVADE RESP-INJURY/PROP DAMAGE	2	2	2
EXTRADITION ARREST NO WARRANT	0	1	1
FAILURE TO APPEAR 1ST DEG	2	5	1
FAILURE TO APPEAR 2ND DEG	9	14	9
FAILURE TO DRIVE UPON RIGHT	0	3	1
FAILURE TO OBEY STOP SIGN	1	2	0
FAILURE TO RENEW REGISTRATION	0	2	0
FLR TO INSURE PRIVATE MTR VEH	3	2	1
FOLLOW TOO CLOSELY-W/ACDNT	0	1	2
FORGERY 2ND DEG	0	3	0
HARASSMENT 2ND DEG	2	0	1
ILL OPN MV UNDER INFL ALC/DRUG	2	7	4
ILL OPN MV UNDER SUSPENSION	4	1	2
ILL OPN MV WO MINIMUM INSURNCE	1	2	3
ILL POSS WEAPON IN MTR VEHICLE	2	0	1
IMPROPER USE-MARKER/LIC/RGSTR	2	1	1
INTERFERE WITH OFFCR/RESISTING	4	7	6
LARCENY 3RD DEG	0	5	2
LARCENY 4TH DEG	0	3	5
LARCENY 5TH DEG	1	2	7
LARCENY 6TH DEG	13	16	19
LARCENY OF MV - 1ST OFFENSE	0	1	1
OPERATE MV WITHOUT LICENSE	3	2	5
OPERATE/PARKS UNREGISTRD MV	1	1	5
POS CONTROL SUBSTNCE 1ST OFFNS	2	2	0
POSS INTENT SELL/DSPNS NARC TIC	1	1	0
RECKLESS DRIVING	0	2	3
RISK OF INJURY TO CHILD	0	0	3
SALE OF NARCOTIC SUBSTANCE	1	1	0
THREATENING 2-PHYSICAL THREAT	0	2	2
UNSAFE BACKING	0	1	1
USE OF DRUG PARAPHERNALIA	2	0	0
VIOLATION OF PROBATION	2	3	7
VIOLATION OF PROTECTIVE ORDER	2	2	3

## Arrest Count by Year



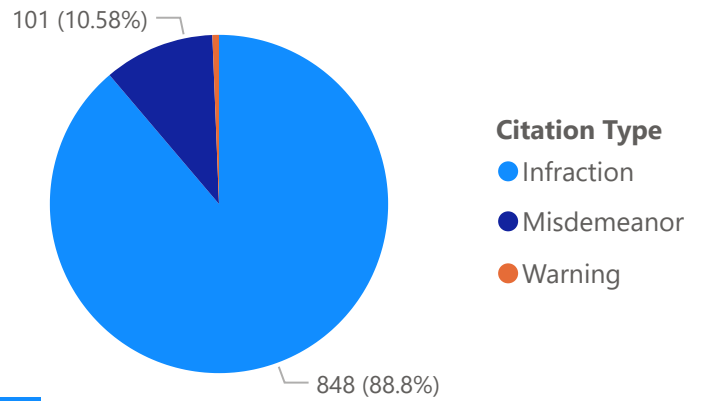
## Arrest Count this Month Only



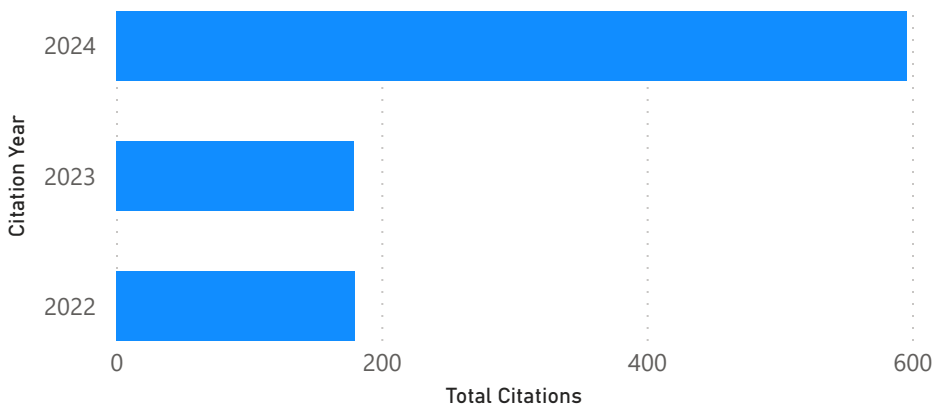
# Citation Statistics - September

Citation Type	2022	2023	2024	Total
Infraction	120	158	570	<b>848</b>
Misdemeanor	55	21	25	<b>101</b>
Warning	5		1	<b>6</b>
<b>Total</b>	<b>180</b>	<b>179</b>	<b>596</b>	<b>955</b>

Total Citations by Citation Type

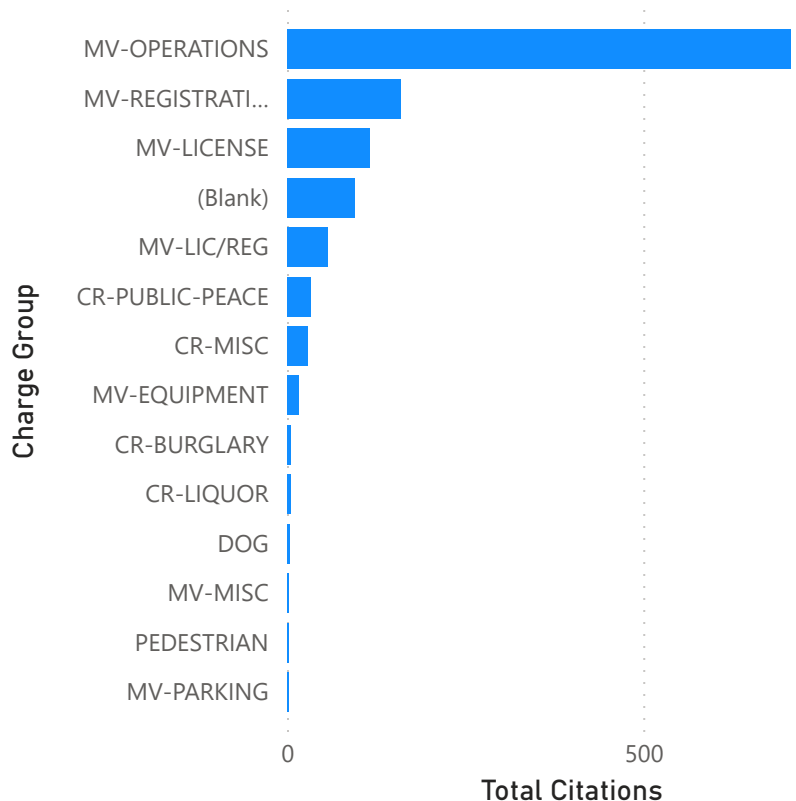


Total Citations by Citation Year



Charge Group	2022	2023	2024
	51	19	25
CR-BURGLARY	3	1	1
CR-LIQUOR		5	
CR-MISC	7	17	5
CR-PUBLIC-PEACE	5	14	14
DOG		2	1
MV-EQUIPMENT	2	3	11
MV-LIC/REG	20	7	30
MV-LICENSE	23	29	64
MV-MISC		1	1
MV-OPERATIONS	100	112	494
MV-PARKING	1		
MV-REGISTRATION	51	19	90
PEDESTRIAN		2	
<b>Total</b>	<b>195</b>	<b>179</b>	<b>596</b>

Total Citations by Charge Group

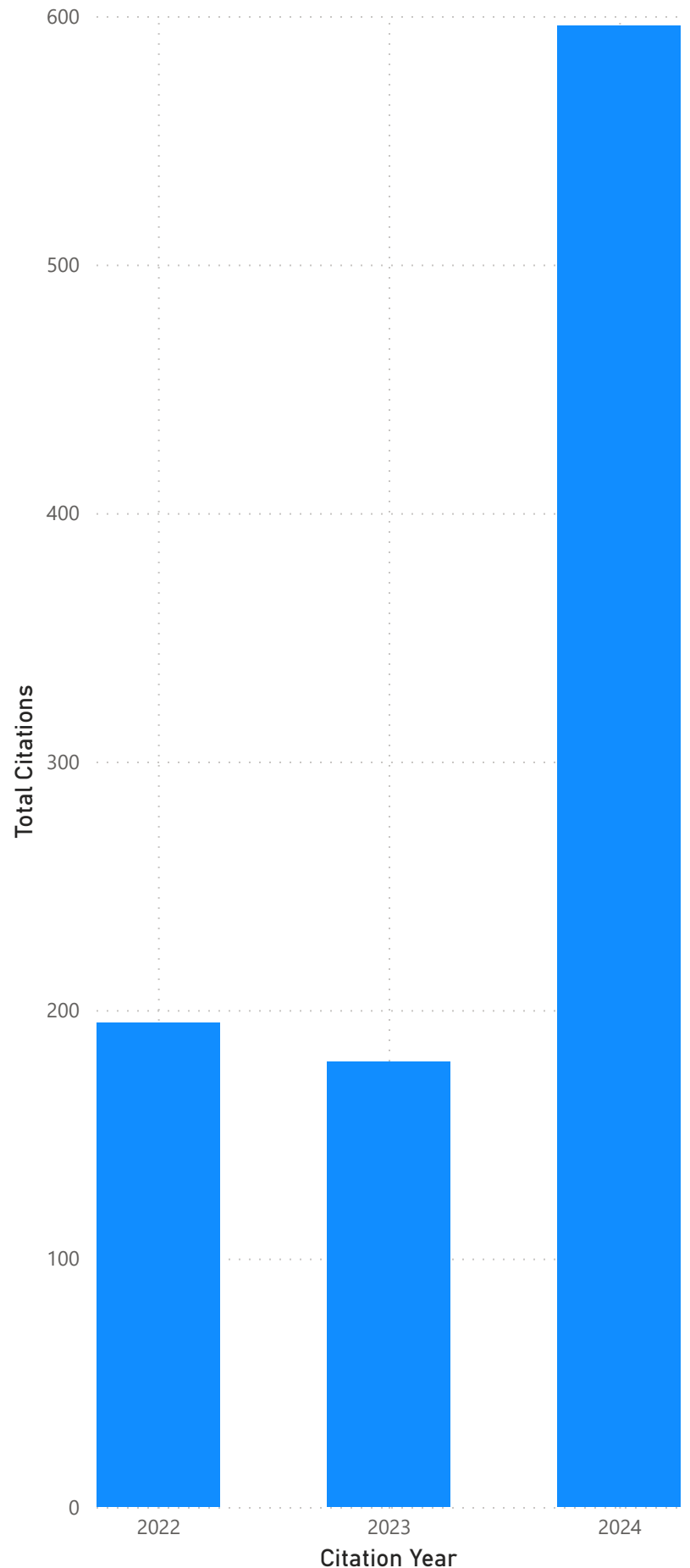


# Citation Statistics - September

## Top 40 Citation Charges

ChargeDesc	2022	2023	2024
14-100a(c)(1) - FLR TO WEAR SAFETY SEAT BELT			4
14-100a(d)(1)(C - TRAN CH 5-<8YR,40-<60LB WO RST			2
14-12(a) - FAILURE TO RENEW REGISTRATION	7	6	
14-12(a)* - OPERATE/PARKS UNREGISTRD MV	35	11	81
14-13 - FAILURE TO CARRY REG/INS CARD	5	1	9
14-147(a) - FALSIFY MARKER/LICENSE/RGSTRTN	6	1	1
14-147(c) - IMPROPER USE-MARKER/LIC/RGSTR	20	7	30
14-147a - THEFT OF PLATES/INSERTS		2	1
14-147c - MISUSE OF PLATE	2	4	5
14-18(a) - FAIL TO DISPLAY PLATES/INSERTS	7	1	7
14-18(c) - VIO READABLE/LOST PLATES REQS	2	1	
14-213 - FLR TO CARRY OPERATOR LICENSE	2	1	4
14-213b - ILL OPN MV WO MINIMUM INSURNCE	1	17	37
14-215 - ILL OPN MV UNDER SUSPENSION	11	4	15
14-215(a) - ILL OPN MV UNDER SUSPENSION	4	1	3
14-215a - IL OPN MV UNDER 14-140 SUSPNSN	1		3
14-218a - TRAVELING UNREASONABLY FAST	49	48	159
14-218a* - TRAVELING TOO FAST CONDITIONS	1	5	2
14-219(b) - SPEEDING INFRACTION-CARS ONLY		1	2
14-222 - RECKLESS DRIVING	2		
14-224(b)(1) - EVADE RESP-SERIOUS PHYS INJURY	1	1	
14-224b - EVADING RESPONSIBILITY	1	2	
14-230(a) - FAILURE TO DRIVE UPON RIGHT	4	6	2
14-232(a)(1) - IMP PASSING-UNSAFE DISTANCE	1		3
14-233 - FLR COMPLY PASS ON RIGHT RULES	1		1
14-234 - NO PASSING ZONE		1	1
14-236 - FLR TO DRIVE IN PROPER LANE	3	9	5
14-237 - DRIVE WRONG WAY-DIVIDED HIWAY		2	
14-240(b)* - FOLLOW TOO CLOSELY-W/ACDNT		3	6
14-242 - IMPROPER TURN/STOP-NO SIGNAL	1		1
14-242(e) - LFT TURN-FL TO YLD RT OF WAY	4	4	3
14-243(b) - UNSAFE BACKING		3	2
14-247 - FLR GRANT RIGHT OF WAY-PRVTD RD	2	3	1
14-296aa(b)1st - OP MV W/HNDHLD TEL/ELC DEV/TXT	5	6	64
14-298 - FLR COMPLY STATE TFC COMM REGS	1	2	18
14-299 - TRAFFIC CONTROL SIGNALS	8	2	30
14-300(c) - FLR TO YIELD TO PEDESTRIAN	1		1
14-301 - FAILURE TO OBEY STOP SIGN	17	16	192
14-36(a) - OPERATE MV WITHOUT LICENSE	19	18	42
14-36g(a)(1) - VIO MV OP REQS BY 16/17 YR OLD	1	1	
14-36g(a)(2) - VIO MV OP REQS BY 16/17 YR OLD		2	
14-41(d) - FAILURE TO RENEW LICENSE		2	
14-96a(a) - FAILURE TO DISPLAY LIGHTS	1	2	1
14-96c - IMPROPER REAR/MARKER LAMPS		2	3
22-363 - POSSESS VICIOUS/BARKING DOG		2	1
22-364(a) - PERMIT DOG/LIVESTK TO ROAM		1	1
22a-250 - LITTERING		2	
22a-250(a) - LITTERING VIOLATION	1	1	
30-89(b)(1) - POSS ALC BY MINOR PUBL STR/HWY		3	
30-89(b)(2) - POS ALC BY MINOR OTHR PUB/PRIV		2	
38a-371 - FLR TO INSURE PRIVATE MTR VEH	33	7	3
53-182 - NEGLIGENT PEDESTRIAN		2	
53-344b(b) - IL SALE/DEL ELEC NIC SYS <21			2

## Citations by Year during this Month



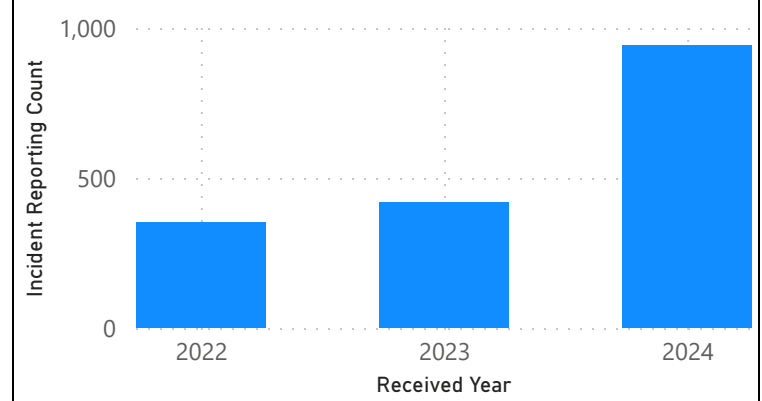
The data depicted on this page and within this report may not be inclusive of all incidents or events and is presented for convenience to the viewer.



# Traffic Stop Statistics - September

## Total Traffic Stops this Month

Actual Call Type	2022	2023	2024
TRAFFIC STOP - VERBAL	199	263	376
TRAFFIC STOP - ARREST	128	77	527
TRAFFIC STOP	9	77	35
TRAFFIC STOP - NO ACTION	11		4
TRAFFIC STOP - WRITTEN WARNING	5	1	
<b>Total</b>	<b>352</b>	<b>418</b>	<b>942</b>



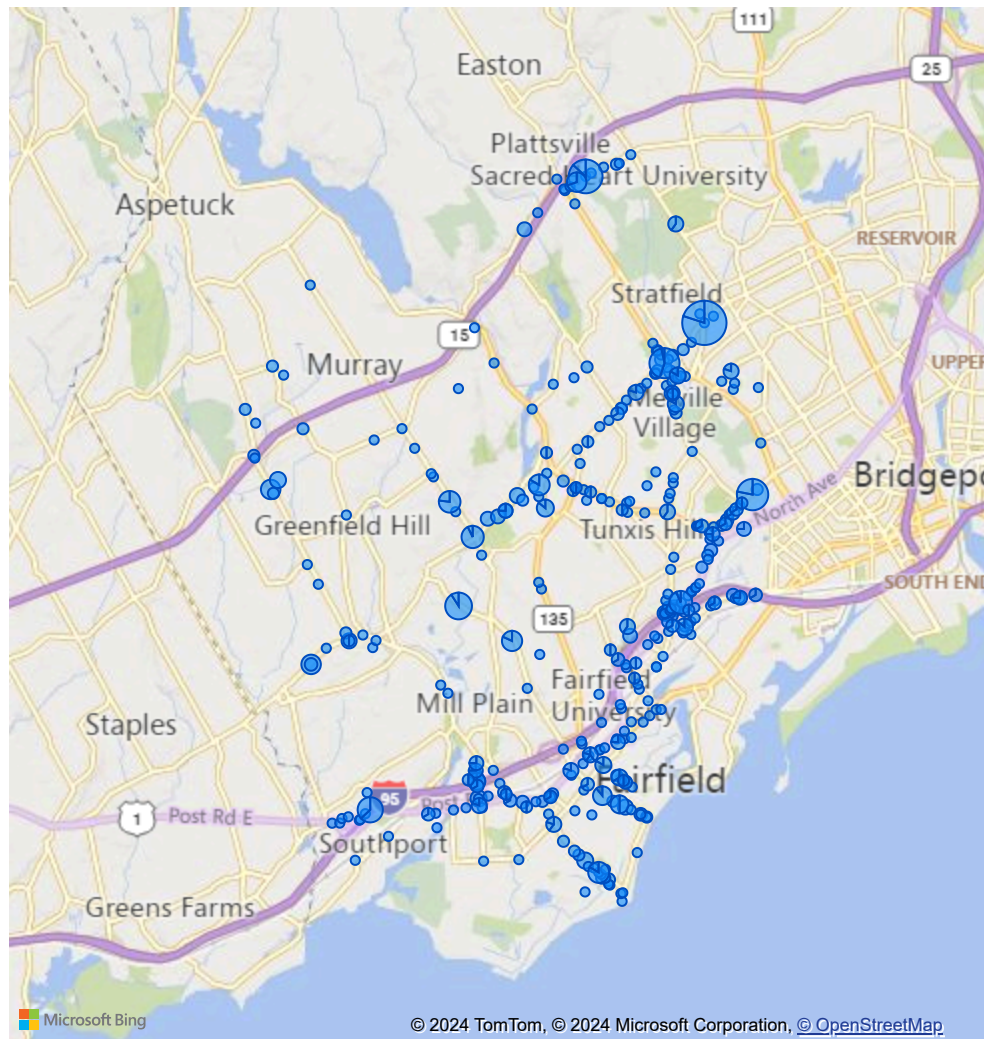
## Enforcement Action this Month

Citation Type	2022	2023	2024
Infraction	85	84	525
Misdemeanor	44	11	22
Warning	5		1
<b>Total</b>	<b>134</b>	<b>95</b>	<b>548</b>

## Top 5 Charges this Month

ChargeDesc	2024
14-12(a)* - OPERATE/PARKS UNREGISTRD MV	73
14-218a - TRAVELING UNREASONABLY FAST	159
14-296aa(b1st - OP MV W/HNDHLD TEL/ELC DEV/TXT	64
14-301 - FAILURE TO OBEY STOP SIGN	188
14-36(a) - OPERATE MV WITHOUT LICENSE	37

## TRAFFIC STOPS THIS MONTH:



## Targeted Areas this Month:

- Bronson Road
- Fairfield Woods Rd
- Hulls Farm Rd
- Mill Plain Rd
- Post Rd
- Redding Rd
- Stratfield Rd
- Burr St
- Valley Rd
- Beach Rd
- Jefferson St
- Kings Hwy East
- Melville Ave
- N Pine Creek Rd
- Reef Rd
- Round Hill Rd
- Pease Ave
- Duck Farm Rd
- Brookside Dr
- Villa Ave
- Park Ave
- Edgewood Rd
- South Benson Rd
- Pansy Rd

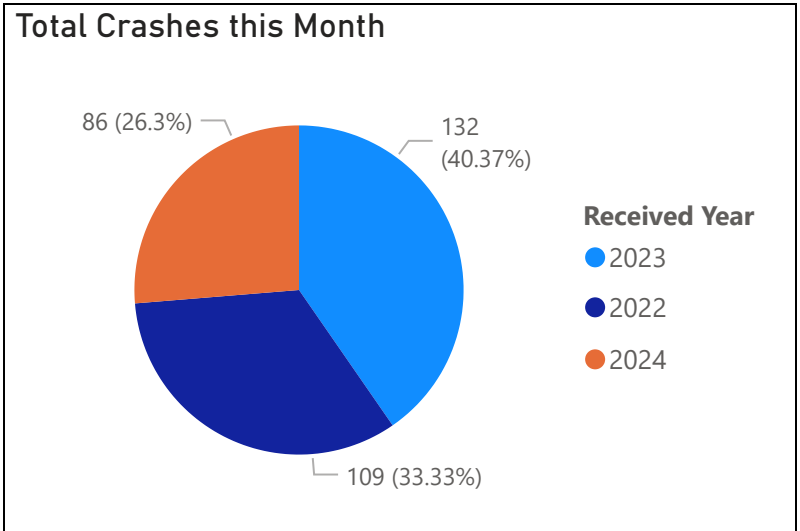
# Vehicle Crash Statistics - September

Total Crashes this Month
<b>86</b>

Total Crashes w/ Injuries
<b>17</b>

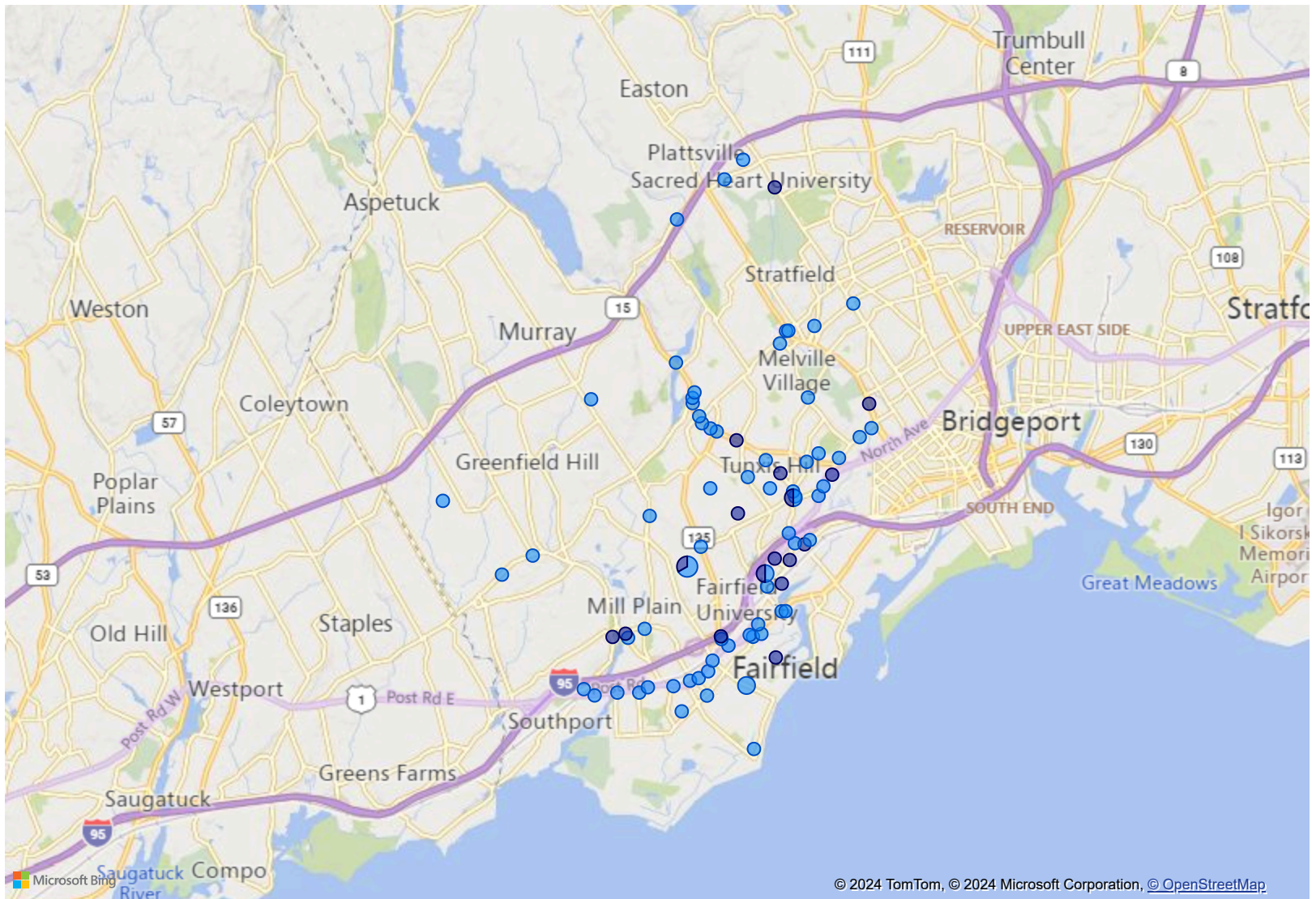
Fatal Crashes
<b>0</b>

Total Crashes this Month			
Actual Call Type	2022	2023	2024
M.V. ACCIDENT	107	107	69
VEHICLE ACCIDENT WITH INJURIES	2	25	17
<b>Total</b>	<b>109</b>	<b>132</b>	<b>86</b>



Enforcement Action this Month			
Citation Type	2022	2023	2024
Infraction	15	29	18
Misdemeanor	6	4	3
<b>Total</b>	<b>21</b>	<b>33</b>	<b>21</b>

## VEHICLE CRASHES THIS MONTH



The data depicted on this page and within this report may not be inclusive of all incidents or events and is presented for convenience to the viewer.

# Special Services Bureau - September

[www.fpdct.com/specialservices](http://www.fpdct.com/specialservices)

The following is a summary of the proactive work completed during this month by the respective units noted below. Additional details and/or statistics may be found on other pages of this report. This page is intended to serve as a summary and to recognize the dedication of each units personnel.

## Traffic Safety & Crash Investigation Units

The **Traffic and Crash Unit's** conducted of **587 Traffic Stops** resulting in the issuance of **467 Infractions** and **6 Misdemeanor Summons** issued in the month of September 2024 (Target Areas listed below). It should be noted that there was a decline in total traffic stops due to no active traffic enforcement grants during this time period. In addition, the Crash Unit responded to a total of **83 MV Crashes while assisting Westport PD, Easton PD with fatal crash Investigations** as well as Shelton PD with an EDR download.

### Crash Investigation September Monthly Report

SERGEANT M. KOMM / OFFICER M. LETSCH / OFFICER K. WELLS

MV. Accidents	MV. Accidents Injuries	Search Warrants	Arrest Warrants
83	13	0	0
Infractions	Misdemeanors	Fatalities	Serious MVA
11	1	*2	*1
Details			
* Assist Westport PD - 9/11/24 Fatal 86 Old Hill Rd			
9/15/23 - Fairfield serious pedestrian accident Kings Hwy/ New England			
* Assist Shelton PD- 9/19/24 Download vehicle data			
9/26/24- Assist BOE Transportation Director- Sch0ol bus stop safety check			
* Assist Easton PD- 9/28/24 Double fatal accident 535 Black Rock Tpk			

## Traffic Unit Report:

**Total Traffic Stops by Traffic Officers:**

587

**Total Infractions Issued:**

467

**Total Misdemeanor Summons Issued:**

6

**DUI Arrests:**

2

## Marine Unit:

The Marine Unit is actively working to close out the 2024 boating season with an end date of October 15, 2024 when each Marine Unit Officer will be returning to the Field Services Bureau to fill their respective patrol assignments.



# School Safety Division - September

The School Safety Division is responsible for creating a physical presence at assigned school(s) and school related events. School Safety Officers serve as an informational resource to staff, students, and parents on safety information and interpretation of law. The division is also responsible for the implementation of new safety and law curriculum and to serve as an educator to the student population at assigned schools. It further aids in enhancing physical security and security procedures at assigned schools and periodically assessing, identifying and reporting vulnerabilities at assigned schools.

Business Checks (Schools)	400
Assistance Calls	20
Community Events	28
Emergency Medical Calls	4
Emotional Disturbed Person	3
Investigations	20
Traffic Control Malfunction	3
Parking Violations	2
Suspicious Persons	1
Suspicious Vehicle	1
Missing Person	1
Juvenile Arrest/Summons	3
Traffic Stop	1
Swatting	1
<b><u>Total Calls for Service</u></b>	<b><u>489</u></b>

## **Events/Updates:**

School Safety Division Officers provided a presence and answered community questions at the 17 Public School open houses and 1 open house at Notre Dame Prep of Sacred Heart University.

The School Safety Division has implemented “Staff Only” crisis drills utilizing a tabletop format in compliance with CT House Bill 6846. Faculty and staff at all 17 public schools have received this training and have provided positive feedback.



**[www.fpdct.com/schoolsafety](http://www.fpdct.com/schoolsafety)**

# Parking Enforcement Statistics - September

## Findings 9/1/2024-9/30/2024

**518 Parking Citations Issued**

(567 prior year – September 2023)

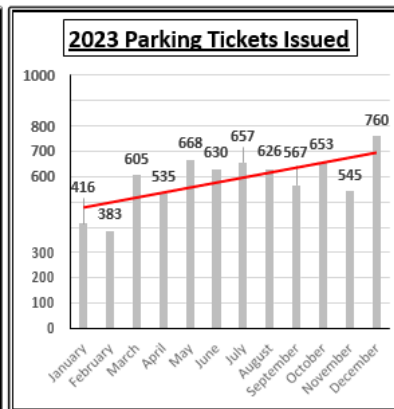
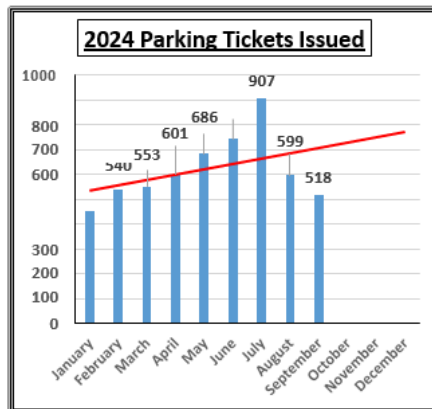
**\$20,747.79 Funds Collected**

(\$22,040.86 prior year - September 2023)

**YTD TOTAL = \$236,949.36**

### Parking Ticket Summary

	Jan	Feb	Mar	Apr	May	Jun	Jul	Aug	Sep	Oct	Nov	Dec
<b>2021</b>	15	110	247	249	381	642	628	462	468	428	375	573
<b>2022</b>	197	267	508	394	475	512	643	472	434	365	358	567
<b>2023</b>	416	383	605	535	668	630	657	626	567	653	545	760
<b>2024</b>	<b>453</b>	<b>540</b>	<b>553</b>	<b>601</b>	<b>686</b>	<b>744</b>	<b>907</b>	<b>599</b>	<b>518</b>			



FINANCIALS	<u>2024 Funds Collected</u>	<u>2023 Funds Collected</u>	<u>2022 Funds Collected</u>
January	\$23,260.59	\$15,862.66	\$7,671.28
February	\$20,737.64	\$12,874.03	\$6,663.19
March	\$21,863.02	\$18,143.48	\$12,973.91
April	\$22,089.40	\$20,920.29	\$14,466.57
May	\$22,194.48	\$20,188.18	\$15,596.37
June	\$34,043.03	\$24,021.64	\$20,072.50
July	\$39,569.65	\$23,214.99	\$24,758.20
August	\$32,443.76	\$28,810.42	\$21,731.50
<b>September</b>	<b>\$20,747.79</b>	\$22,040.86	\$19,793.30
October		\$21,976.24	\$13,937.64
November		\$19,435.95	\$12,064.78
December		\$22,847.76	\$17,540.74
<b>TOTAL</b>	<b>\$236,949.36</b>	\$250,336.50	\$187,269.98

### Seasonal Beach Permit Citation Findings

05/25/2024 (Saturday of Memorial Day Weekend) thru 09/30/2024

**346 Beach Permit Citations Issued**

\*\*\*

**\$46,800.00 Funds Collected for**

Violation #27 - No Parking Beach Area & Violation #28 - Restricted Beach Permit Area

# Animal Control & Shelter - March

**Complaints: 118**

*Roaming, barking, animal bites, nuisance, wildlife, dead animals*

**Wildlife related complaints: 32**

**Dead animals picked up: 50**

**Animals tested for rabies: 1 bat**

**Animals testing positive for rabies: 0**

**Animals impounded: 7 dogs**

**Animal bites: 3**

**Enforcement: 4 written warnings, 1 infraction**

**Beach/Open Space/other:**

Bear sightings: Leslie Lane, Gilbert Highway

**Euthanized: 0**

**Sold as pet: 2 (1 dog 1 cat)**

**Animals housed at shelter: 8 dogs, 8 cats**



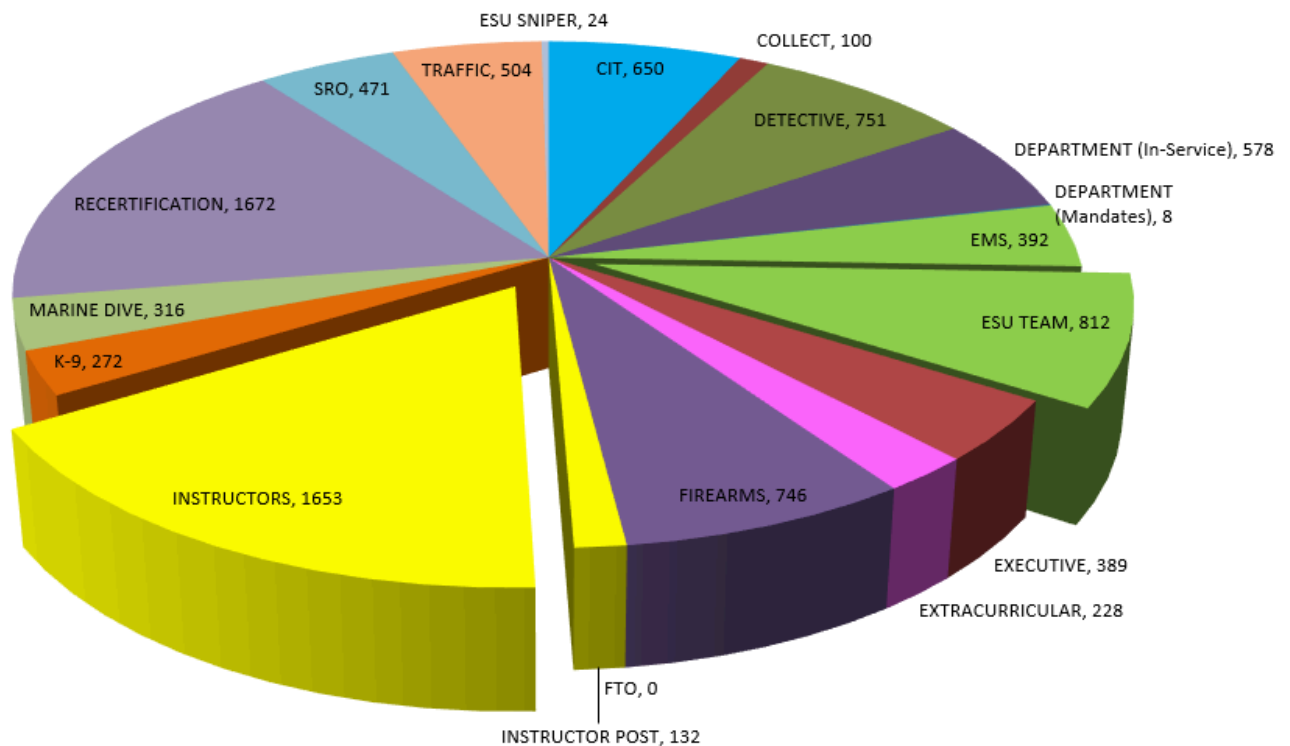
# Department Training Report - September

TRAINING CALCULATIONS FROM 01-01-2024 THRU 12-31-2024

	2016	2017	2018	2019	2020	2021	2022	2023	2024
Total Class Attendance	120	659	980	1298	929	995	1289	1789	1369
Officers With Classes	54	109	104	109	109	114	112	114	115
Officers No Classes	54	-1	0	0	0	3	13	11	8
Total Officers	105	102	107	107	106	117	125	125	123
Officers/Class Average	2.14	3.14	3.26	3.10	3.14	2.88	3.05	3.06	3.30
Amount of Class Days	88	335	453	636	450	543	684	741	618
Segments	56	210	301	419	296	346	423	585	415
Average Days/ Class	1.57	1.60	1.50	1.52	1.52	1.57	1.62	1.27	1.49

	Students	Instructors		Month	YTD	
Firearms (Range)	291	200	Firearms	Training Hours Outside	286	3591
Firearms TASER	291	195	Recertification	Training Hours Inside	1215	6107
Executive	138		Supervisor FBI-LEEDA			
Traffic Unit	104		Motorcycle			
ESU	80		Monthly			
SRO Certification	80		Dare			
Marine Division Training	48		Boating Class			
Detectives	24		Detective School			

## HOURS 2024



# September



## **Congratulations Officer Cassandra Fusco!**

We're proud to recognize Officer Fusco, a valued member of our School Safety Unit, for successfully completing the DARE Officer Training Course! As a newly certified DARE instructor, Officer Fusco will be working closely with students, families, and educators to build strong relationships and promote positive decision-making within our community.

Thank you, Officer Fusco, for your dedication and commitment to creating a safer and healthier future for our youth!

On September 25, 2024, Fairfield Police **Chief Robert Kalamaras was awarded the Distinguished Chiefs Award** by the Police Commissioners Association of Connecticut (PCAC)!

Chief Kalamaras was recognized alongside Bridgeport Police Chief Roderick Porter and New Haven Police Chief Karl Jacobson for their outstanding leadership and unwavering dedication to public safety. This award highlights their commitment to fostering safer communities and innovative policing strategies.

Joined by his family, Command Staff, and esteemed guests, Chief Kalamaras was celebrated for his exemplary service to the Town of Fairfield. Congratulations Chief!



## **Congratulations on your retirement, K9 Jagger!**

After 9 years of dedicated service with the Fairfield Police Department, K9 Jagger officially retired on September 1, 2024. From tracking suspects and finding missing persons to assisting in drug detection, Jagger's contributions to public safety were remarkable. He wasn't just a working dog—he was a true partner to Officer Kevin Wells and a beloved figure in the community, often seen at public events and demonstrations.

Thank you, K9 Jagger, for your incredible service. Enjoy your well-deserved retirement filled with rest, play, and lots of treats! And a special thanks to Officer Wells for his dedication to the K9 program from day one. We appreciate you!



# September



## **Honoring Fairfield's Women in Blue on National Police Women's Day**

**On September 12, 2024, First Selectman William Gerber presented a special proclamation to the Fairfield Police Department, recognizing the invaluable contributions of our female officers in celebration of National Police Women's Day.**

**With deep gratitude, we honor the bravery, dedication, and leadership of our 12 incredible female officers, detectives, and sergeants. They serve with distinction, protecting our community and inspiring future generations to pursue careers in law enforcement.**

**Thank you for your commitment and service!**



The Fairfield Police Department remains dedicated to maintaining a safe community, protecting life and property, reducing crime and the fear of crime and to performing its function in a manner which promotes public trust and confidence. The Department strives to achieve its mission through the core values of Professionalism, Honor and Excellence.

**[www.fpdct.com](http://www.fpdct.com)**